

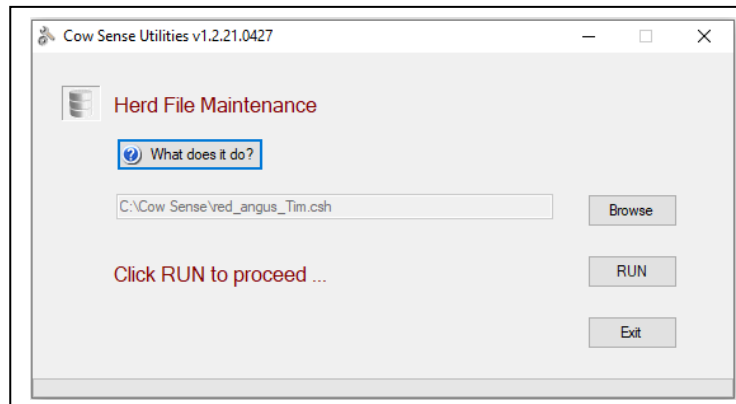
## Discussion:

Utilities is a companion tool available from the Cow Sense NxGen Tools menu in both EZ and PRO modes. Program updates may launch Utilities automatically and you should allow it to run. You may also run Utilities independently from the Windows Start menu if you need to repair a herd file with which you experienced a problem. This NxGen Guide will discuss the varied tasks performed by this tool so you can get the most benefit from Utilities functionality offered in this Next Generation of Cow Sense products.

Utilities performs critical herd file maintenance functions to your herd file(s). This tool requires exclusive access to the herd file. **You should ALWAYS shut down any other Cow Sense functions or components prior to running these herd file maintenance procedures.** When Utilities is launched it will open to a simple form with command buttons.

The “What does it do?” button will launch a copy of this document.

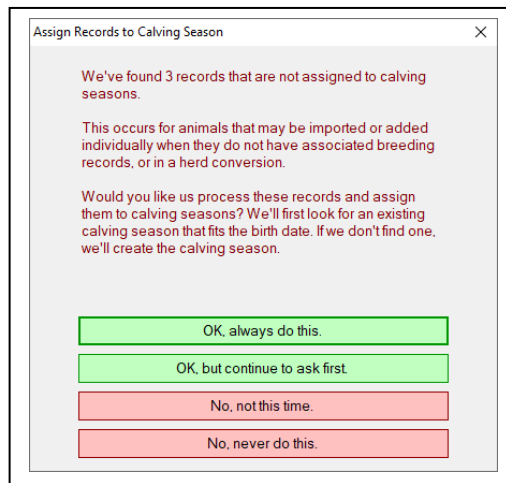
The “Browse” button provides the ability to navigate to the herd file upon which you wish to perform these maintenance processes. The default is the herd you have open when you launch Utilities, showing to the left.



Simply click the “Run” button to begin the maintenance procedures on the herd file.

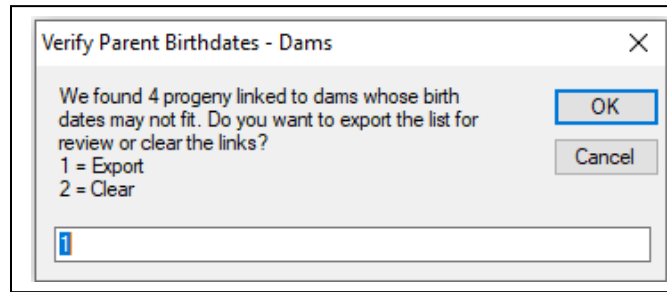
The first thing Utilities does is to make a local backup of your herd file. Then it will quickly perform a number of processes including:

- Recompute internal Sort ID (order in which records are displayed, based upon Visual Tag)
- Verify progeny outcomes to breeding records (if you have entered breeding records)
- Verify Birth (calving) Season date on progeny records in relation to birth dates
- Verify animal records in related tables
- Update the herd file according to program modifications
- Clean empty sale records
- Check internal program codes to match Type, Sex and Status displayed
- Check for fields turned off that are in use on report layouts or queries
- If Utilities discovers missing calving seasons for records having recorded birth dates (often resulting from imported data or data entry on the Individual Animal form without setting a Calving Season) it will offer options to add a calving season or do nothing. If you choose the last option “No, never do this”, it will turn this feature off. However, you may turn the function back on from the main menu in Cow Sense > Options > Preferences > Herd Options > Assign Seasons.
- Verify parent birth dates in relation to progeny birth dates. Utilities checks whether the dam is at least 640 days of age (1.75 years) and sire is at least 300



Document Number:  
**NGG\_014**  
Issue Date: **08/01/2020**  
Product: **Cow Sense®**  
**NxGen**  
Version: **5 and later**  
Page: **1 of 2**

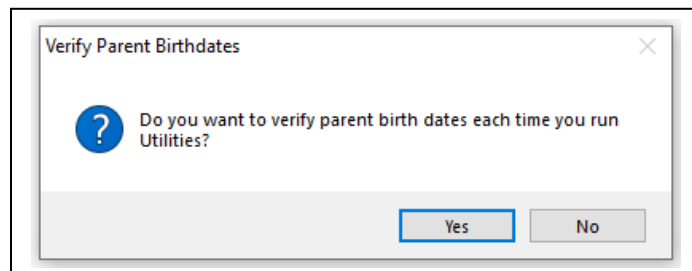
days of age at time of the birth of their progeny. It will also report any parent records that are 20 years or greater at the birth of their progeny.



A “Verify Parent Birthdates” input box will display if any dams or sires do not fit these parameters. You may either **Export** these records to a .csv file for review or **Clear** the links from progeny records to parents. Normally you will want to review prior to fixing or clearing by clicking the “OK” button and accepting the default choice of “1-Export”. A list of these records will be displayed in Excel or another installed spreadsheet program. Review the list and use it to make corrections in Cow Sense. Note that some records may be correct even if they do not meet parameters defined in Utilities.

	A	B	C	D	E	F	G	H	I	J	K
1	AgeInYear	AgeInDays	SireTag	SireBirth	SireGUID	CalfTag	CalfBirth	CalfGUID			
2	-7	-2888	01X	12/25/2019	1322FCFCI RX06		1/28/2012	135066C83E22499E2A1C25			
3	-7	-2868	01X	12/25/2019	1322FCFCI RX05		2/17/2012	135066C83E22D59A2A1C25			
4	-7	-2857	01X	12/25/2019	1322FCFCI RX07		2/28/2012	135066C841D9D8532A1C25			
5	-7	-2813	01X	12/25/2019	1322FCFCI RX011		4/12/2012	135066C841DE9DFB2A1C25			
6	-6	-2503	01X	12/25/2019	1322FCFCI RY10		2/16/2013	13C5241E71AB484A2A1C25			
7	-6	-2496	01X	12/25/2019	1322FCFCI RY110		2/23/2013	13C5241E8D3A016C2A1C25			
8	-6	-2494	01X	12/25/2019	1322FCFCI RY16		2/25/2013	13C5241E8332F76B2A1C25			
9	-6	-2492	01X	12/25/2019	1322FCFCI RY14		2/27/2013	13C5241E7F5B3B802A1C25			
10	-5	-2137	01X	12/25/2019	1322FCFCI RZ26		2/17/2014	144F983E8912AF8C2A1C25			
11	-5	-2137	01X	12/25/2019	1322FCFCI RZ23		2/17/2014	144F983E820F3C752A1C25			
12	-5	-2131	01X	12/25/2019	1322FCFCI RZ24		2/23/2014	144F983E820CB74B2A1C25			
13	-5	-2128	01X	12/25/2019	1322FCFCI RZ29		2/26/2014	144F983E8FF3B6F82A1C25			
14	-5	-2125	01X	12/25/2019	1322FCFCI RZ212		3/1/2014	144F983E7E6E19012A1C25			
15	-4	-1783	01X	12/25/2019	1322FCFCI RA316		2/6/2015	14D2650C6946FDD2A1C25			
16	-4	-1783	01X	12/25/2019	1322FCFCI RA34rh		2/6/2015	14D2650C76FC49A12A1C25			
17	-4	-1782	01X	12/25/2019	1322FCFCI RA323		2/7/2015	14D2650C6C30FA3F2A1C25			
18	-4	-1780	01X	12/25/2019	1322FCFCI RA35		2/9/2015	14D2650C76F29DC92A1C25			
19	-4	-1778	01X	12/25/2019	1322FCFCI RA33rh		2/11/2015	14D2650C7023DC192A1C25			
20	-2	-1088	01X	12/25/2019	1322FCFCI Test04_B		1/1/2017	EDF3F766-309C-4722-A0BA-B5507C5A4E37			
21	-1	-692	01X	12/25/2019	1322FCFCI Bayb-Natural		2/1/2018	B8F359E4-512F-4C3B-A99A-DFBAE3145C7B			
22	0	-254	01X	12/25/2019	1322FCFCI	987	4/15/2019	88FDC063-9CFD-4280-A6C0-238835426198			
23	0	-246	01X	12/25/2019	1322FCFCI	123	4/23/2019	3781787C-5458-48DE-A8EF-F37523715B0C			
24	1	7	01X	12/25/2019	1322FCFCI Test07		1/1/2020	4281400D-C4DA-44C5-A13B-4F20F9DFF2A5			
25	103	37680	Big Red Fred	1/1/1916	804CEE7A-Test calf 2		3/1/2019	31C477C7-60EF-4FF9-999D-06A99388B59B			

Utilities will ask if you wish to perform this function every time it is run. The default is “Yes”, however if you choose “No” it will no longer check birth dates.



- Verify, repair and compact herd database
- Verify, repair and compact Location Wizard database

Utilities performs a number of other “behind the scenes” functions which provide ongoing maintenance to keep your herd file up to date and running well.

Please contact us at [support@cowsense.com](mailto:support@cowsense.com) or 800-584-0040 for any questions or assistance.