



## Cow Sense College Instructions & Guidelines!

### HOW TO GET THE MOST OUT OF YOUR ONLINE TRAINING EXPERIENCE

With your paid registration for a Cow Sense College course, you are taking steps toward improving your knowledge of the Cow Sense program. The objective is to better assist you in making critical business decisions with your cow herd. You are also making an important investment of your time and money to reach that goal. Please take the time to read this document to help you get the most out of your Cow Sense College training course.

**Homework:** It is not mandatory that you do any work outside of the scheduled class times. However, we highly recommend that you review each day's topic before the next session. Training herds will be provided for you to work in so that you do not have to work in your own herd.

**Class Environment:** Since Cow Sense College courses are conducted online; the classroom is your home or office. Your classroom must be comfortable and free from distraction during each class session. We will not allow individual distractions to become class distractions. The class will proceed as scheduled so it will be your responsibility to control your classroom environment.

### INSTRUCTIONS FOR JOINING CLASS VIA ZOOM:

1. **Check your email for the link to view the Class Connection Information and to join the class via Zoom.** Please use this link to Log into the Cow Sense College Class 10-15 minutes before class begins in case technical difficulties come up and need to be addressed before the class start time.

**From:** Shawna Carson <training@cowssense.com> **To:** training@cowssense.com  
**Subject:** Cow Sense College- Jan 11, 13, 18, 20 **Date:** Monday, December 21, 2020 12:40:22 PM

Dear Cow Sense College Participant,

Welcome to Cow Sense College. You are signed up for the Cow Sense College Basic Training scheduled below:

Monday January 11	Session 1	10:30am-11:30am (cst)
Wednesday January 13	Session 2	10:30am-11:30am (cst)
Monday January 18	Session 3	10:30am-11:30am (cst)
Wednesday January 20	Session 4	10:30am-11:30am (cst)

Please click on the following link for the documents you will need for the Cow Sense College Basic Training.  
<https://midwestmicro.us/cow-sense-college-documentation>

Before the first class you should download and review the following documents at the above web page.

- "Checklist and the Instructions & Guidelines"
- "CSC Basic Training Outline Day 1"
- "CSC Basic Training Outline Day 2"
- "CSC Basic Training Outline Day 3"
- "CSC Basic Training Outline Day 4"


Approximately 15 minutes prior to your class session, please click on the link below to access the Class Connection Information. Click "Join" to join the class (see detailed instructions in the Instructions & Guidelines Document via the link above).

View the CLASS CONNECTION INFORMATION & JOIN THE CLASS: <https://midwestmicro.us/mms-cs-zoom-connection-91734490956>

\*Please plan to logon to each class session at least 15 minutes prior to the start of class so that if anyone is experiencing technical

- The link in your email will take you to our website page that contains the class information and allow you to **join the class via your computer web browser or the Zoom App.**

### MMS & Cow Sense ZOOM Connection

COW SENSE COLLEGE BASIC TRAINING	
	
Meeting ID	99504458764
Topic	Cow Sense College NG21-001BT
Meeting Status	Waiting – Not started <small>Refresh is needed to change status.</small>
Start Time	Monday Jan 11, 2021 10:30 AM
Timezone	America/Chicago
Duration	60
Join via Zoom App	<a href="#">Join</a>
Join via Web Browser	<a href="#">Join</a>

- If you choose to Join via **Web Browser**, you will be asked to enter your name & email address, then click “Join”

**Browser Info:**

**Browser Name:**

**Browser Version:**

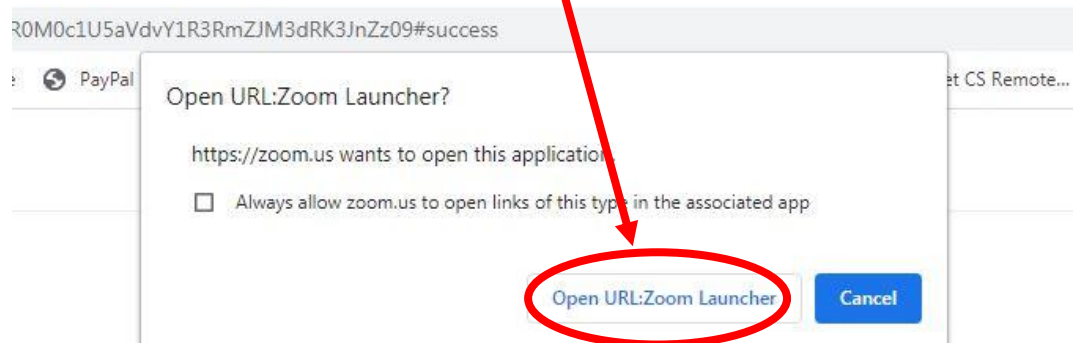
Your Name Here

Your Email Here

English

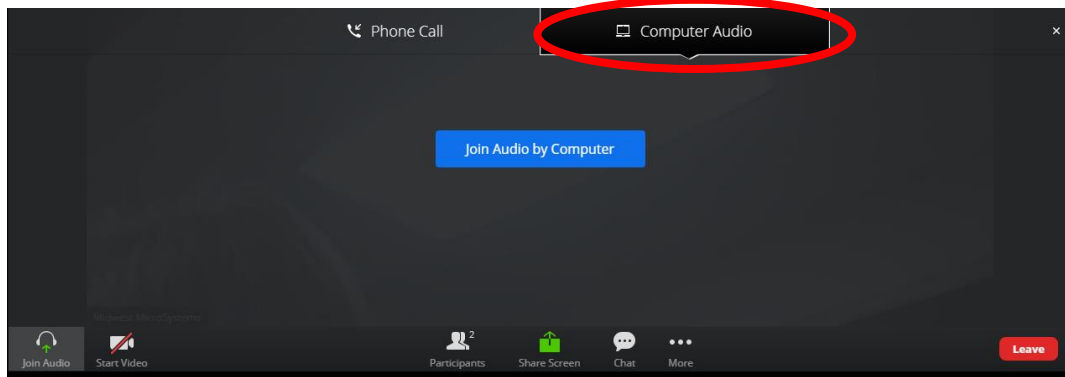
[Join](#)

- If you choose to Join via the **Zoom App**, click “OpenURL:Zoom Launcher” to open your App and join thru the Zoom App

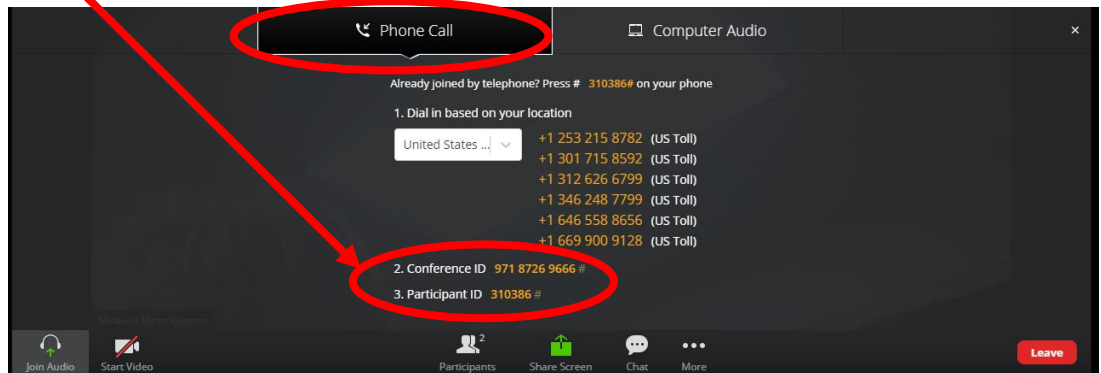


3. After you have joined the class you will be given the option to **listen and communicate** via **Computer Audio** or **Phone Call**

- If you click “Join Audio by Computer, then you will be able to listen and/or communicate via your computer if it has that capability.



- If you click “Phone Call” then you will be given a list of phone #'s that you can call to join the class audio via your phone. It does not matter which # you choose to call. After you dial the # you will be asked to enter the Meeting/Conference ID, then the Participant ID. Once you have entered that information, you will be connected to the class.



4. Once you have joined the class audio via your computer or your phone, we ask that you **MUTE** your audio until we begin the opening introduction and role call and whenever the instructor is talking. This way you can hear what the instructor is saying, but any background noise on your end will not disturb the class. **You are welcome and encouraged to un-mute your mic and ask questions as needed throughout the class session.**

**Other Information: If you have any trouble connecting to the class session, please call for assistance at 800-584-0040.**

Each session will begin on time, as scheduled. As cattlemen ourselves, we understand that emergencies can occur and may prevent your participation in a session. In that event, please call us at 800-584-0040 prior to class so we are aware that you will not be in attendance. If there is room for you to make up that session the NEXT time the course is offered, we will provide you the opportunity to do so at no additional cost. However, you will get the most benefit by participating in the entire course as scheduled and should prioritize your participation.